

Extending the Storage and Post-storage Life of Dragon Fruit Using a Cold Room (Ecofrost)

Parag Babaji Jadhav

Ecofrost Technologies Pvt. Ltd., Survey No 134/1, 134/2,130/3, Jeevan Nagar, Tathawade, Pune, Maharashtra, India

Corresponding author: parag@ecozensolutions.com (ORCID ID: 0000-0001-9818-1193)

Paper No. 715

Received: 09-04-2018

Accepted: 29-05-2018

ABSTRACT

Storage at 10°C with 93% RH was evaluated as the best condition to maintain the post-harvest quality of the Dragon fruit. These fruit retained the lowest weight loss i.e. around 0.3% per day inside the cold room. While an average weight loss of 2.6% per day was measured during post-storage period. Fruit stored inside cold room of Ecofrost retained a maximum storage life upto 15 to 17 days and the post-storage life was recorded as 3 to 4 days. Shelf-life was recorded as 2.5 days in ordinary room conditions. Fruit stored at 10°C had 100% decay incidence after five days in ordinary room conditions.

Highlights

- The fruit stored at 10°C (50°F) with 93% RH conditions retained higher storage life upto 15 to 17 days.
- The average weight loss was recorded minimum per day inside cold room.

Keywords: Dragon, Post-storage, Weight, Cold, Temperature, Ecofrost, Fruit, Storage

Dragon fruit (Strawberry pear, and Thang), *Hylocereus* have been introduced as exotic fruit crop. This fruit is popular in Southeast Asia; belongs to the climbing cacti (Cactaceae) family. Vietnam is the main commercial producer of dragon fruits in the Southeast Asian region. It is grown commercially, as is the red- or purple-fleshed (*H. costaricensis* and *H. polyrhizus*). The fruit is a fleshy berry with thick peel enclosing delicately flavoured and seedy red pulp. It is a non-climacteric fruit that reaches the best eating quality when harvested at ripe conditions (Chien *et al.* 2007). The flesh is sweet and white with numerous tiny black seeds, and is consumed fresh or used for juice, jellies, marmalades, jams, wine, and beverages (Wybraniec *et al.* 2002; Chuah *et al.* 2008).

Dragon fruit are high in antioxidants (phytoalbumins), which help to fight carcinogenic free-radicals against forming in the body. It is rich in Vitamin-C and minerals, especially calcium and phosphorus. They are also low in calories and high in fiber, while the seeds are having high

polyunsaturated fatty acids. The seeds of the fruit are said to help in controlling blood glucose levels in people with non-insulin-dependent hyperglycaemic conditions (a kind of diabetes). It is also used to treat stomach and endocrine problems. Dragon fruit also improves eyesight and prevents hypertension.

The rapid shrivelling of the pitaya fruit after harvest reduces visual quality, storage life, and marketability. The main postharvest problems of the pitaya fruit are mechanical injury, chilling injury, decay, and water loss (Wall & Khan 2008; Chandan 2010).

The objective of our study was to determine weight-loss (%) and storage life (days) in Dragon-fruit (white flesh) inside cold room conditions of 10°C and 93% RH) and at ordinary room conditions.

MATERIALS AND METHODS

Experimental Site and Environment

The present study was conducted at Bebedhol,

Experimental Material and Observations

The fruit (white flesh) were harvested at full ripe stage in the early morning of 30th August 2016. Fruit were handled carefully to reduce abrasion and compression injury during transit. Such freshly harvested and selected fruit were placed under shady conditions for thirty minutes and stored inside the cold room of Ecofrost at 10°C with 93% RH conditions. Sixteen fruit were stored in cold room, out of which two fruit were taken out on day 1 (just after start of experiment) and at the end of day 1, 3, 6, 8, 12, 15 and 17 and then transported by motorcycle to the Agricultural Research Laboratory of Ecofrost Technologies Pvt. Ltd., Tathawade, Pune and placed in room conditions for 4 days to study the weight loss (%) at the end of the following second and the fourth day.

RESULTS AND DISCUSSION

Parameters of importance at delivery to consumer like storage life (days) and weight loss (%) inside cold room and at ordinary room conditions were recorded. Out of sixteen fruit, the weight loss was higher during four days of post-storage-life at room conditions than during the lengthiest of all seventeen days of storage at 10°C (Table 2 and 3).

The weight-loss (kg) as measured, increased from 0.00kg (just after start of experiment) with the number of days in the cold storage to 0.09 kg till the end of the day 12 but reduced after that to 0.04 kg by the end of day 17 while kept inside cold storage (Fig. 1). The weight loss (%) in ordinary room conditions at the end of day two and day four were measured after two fruit were taken out from cold room on the day just after the start of experiment and at the end of day 1, 3, 6, 8, 12, 15 and 17; it was observed that varying losses from 2.3% to 2.8% were present at each of these instances except after day 15 when

Table 1: Post-storage life (Days) of Dragon fruit

Time when fruit was retrieved from storage	Post-storage life (Days) of fruit
First (Just after start of experiment)	2.5
At the End of Day 1	4
At the End of Day 3	4
At the End of Day 6	4
At the End of Day 8	4
At the End of Day 12	4
At the End of Day 15	4
At the End of Day 17	3.0

Table 2: Weight loss of Dragon fruit inside cold room of Ecofrost at 10°C and 93 % RH


Time when fruit was retrieved from storage	Total weight (kg) of fruit before removing from cold room	Weight loss (kg)	Total weight (kg) balanced after two fruit removed out from cold room	Two fruit removed weight (kg) from cold room
First (Just after start of experiment)	6.77	0.00 (n, 16)	5.81 (n, 14)	0.96
At the End of Day 1	5.79	0.02 (n, 14)	4.92 (n, 12)	0.87
At the End of Day 3	4.88	0.04 (n, 12)	4.14 (n, 10)	0.76
At the End of Day 6	4.07	0.07 (n, 10)	3.37 (n, 08)	0.73
At the End of Day 8	3.29	0.08 (n, 08)	2.53 (n, 06)	0.83
At the End of Day 12	2.44	0.09 (n, 06)	1.55 (n, 04)	0.97
At the End of Day 15	1.48	0.07 (n, 04)	0.74 (n, 02)	0.89
At the End of Day 17	0.70	0.04 (n, 02)	0.00 (n, 00)	0.70

Note: Initial weight of 6.77 kg (16 Fruits), n- Indicates number of fruit.

Table 3: Weight loss (kg) of Dragon fruit during post-storage at room conditions

Time when fruit was retrieved from storage	Weight (kg) of the two fruit removed from cold room	Two fruit were taken out from Cold Room and placed in ordinary room conditions					
		At the end of second day in storage			At the end of fourth day in storage		
		Avg. weight loss (kg)	Avg. weight loss (%) / day	Balanced weight of fruit (kg)	Avg. weight loss (kg)	Avg. weight loss (%) / day	Balanced weight of fruit (kg)
First (Just after start of experiment)	0.96	0.05	2.6	0.91 (n, 2)	0.09	2.4	0.87 (n, 2)
At the End of Day 1	0.87	0.05	2.6	0.82 (n, 2)	0.08	2.3	0.79 (n, 2)
At the End of Day 3	0.76	0.04	2.5	0.72 (n, 2)	0.08	2.6	0.68 (n, 2)
At the End of Day 6	0.73	0.04	2.4	0.69 (n, 2)	0.08	2.8	0.65 (n, 2)
At the End of Day 8	0.83	0.04	2.7	0.79 (n, 2)	0.08	2.4	0.75 (n, 2)
At the End of Day 12	0.97	0.05	2.5	0.92 (n, 2)	0.10	2.7	0.87 (n, 2)
At the End of Day 15	0.89	0.05	2.7	0.84 (n, 2)	0.10	2.8	0.79 (n, 2)
At the End of Day 17	0.70	0.04	2.7	0.66 (n, 2)	0.08	2.8	0.62 (n, 2)

Note: Initial weight of 6.77 kg (16 Fruits), n- Indicates number of fruit.



1A: General view of Dragon-fruit storage on day 1 (Just after start of experiment)

1B: General view of Dragon fruit on day 4 inside cold room

1C: General view of Dragon fruit on day 8 inside cold room



1D: General view of Dragon fruit on day 4 in ordinary room conditions, when fruit were taken out on day 17 from cold room

1E: General view of Dragon fruit on day 12 inside cold room

1F: General view of Dragon fruit on day 15 inside cold room

Photo 1: General view of dragon fruit storage inside cold room conditions of Ecofrost (1A, 1B, 1C, 1E and 1F) & fungal growth on fruit (1D) under room conditions

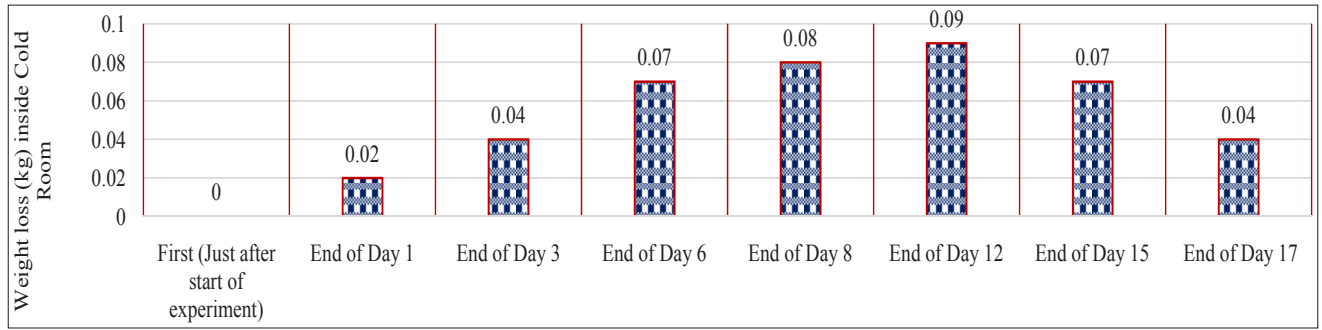


Fig. 1: Average Weight Loss (kg) inside Cold Room




Fig. 2: Post-storage life (Days) of Dragon fruit at ordinary room conditions

the losses were consistently above 2.7%. Similarly, post-storage life was recorded as 3.0 to 4.0 days in room conditions (Table 1 and Fig. 2). Fruit stored at 10°C with 93% RH had the average weight-loss of 0.3% per day during the 17 days of storage period. At room conditions, average weight-loss was recorded as 2.6% per day for 4 days storage. The average weight loss was measured as 2.58% per day for first two days and 2.6% per day for next two days at room conditions during 4 days of post-storage, when fruits were taken out from cold room. The deterioration of the physical appearance and damages due to disease attacks on the fruit at room conditions could increase losses in value and spoilage (photo 1 D). These losses are costlier to retailers for such a high-valued fruit. Abrasion of the skin makes the rate of water-loss higher resulting in shrivelling and reduces weight. Water-loss results in loss of saleable weight and physical appearance. Fruit stored in the cold conditions had a greener colour on the bracts, no chilling injury symptoms in the outer flesh tissue, reduced decay incidence (%) and severity (%) as compared with fruit stored in ordinary room conditions. Storage at low temperatures reduces fruit metabolism, delay

senescence, delay softening during storage of *H. undatus* and *H. polyrhizus* fruit (Punita *et al.* 2009).

CONCLUSION

In conclusion, the fruits which were stored at 10°C (50°F) with 93% RH conditions retained higher storage life upto 15 to 17 days. Post-storage-life was recorded as 3 to 4 days in ordinary room conditions. The average weight loss was recorded as 0.3% per day inside cold room for 17 days storage and 2.6% per day during 4 days of post storage life in ordinary room conditions. Fruits stored in ordinary room conditions had 100% decay incidence and severity after 3.5 days. Fruit stored at 10°C had 100% decay incidence after five days in ordinary room conditions. Also, the visual quality of the fruit is evident from the images collected at various stages of this experiment. This activity establishes that the selected storage conditions have high impact in terms of shelf life and retainment of quality of Dragon fruit and can help reduce the losses in the supply chain.

ACKNOWLEDGEMENTS

The authors are grateful to the Directors of Ecofrost



Technologies Pvt. Ltd., Jeevan Nagar, Tathawade, Pune, Maharashtra- 411 033 for providing excellent facilities for conducting this research.

REFERENCES

- Chandran, S. 2010. Effect of film packing in extending shelf-life of dragon fruit, *Hylocereus undatus* and *Hylocereus polyrhizus*. *Acta Horti.*, **875**: 389-394.
- Chien, P.J., Sheu, F. and Lin, H.R. 2007. Quality assessment of low molecular weight chitosan coating on sliced red pitayas. *J Food Eng.*, **79**: 736-740.
- Chuah, T.G., Ling, H.L., Chin, N.L., Choong, T.S.Y., Fakhru'l-Razi, A. 2008. Effects of temperatures on rheological behaviour of dragon fruit (*Hylocereus* sp.) juice. *Int. J. Food Eng.*, **4**: 1-28.
- Punitha, V., Boyce, A.N. and Chandran, S. 2009. Activity of cell wall degrading enzymes in *Hylocereus polyrhizus*. *Indian Journal of Agricultural Research*, **43**(4): 235-242.
- Wall, M.M. and Khan, S.A. 2008. Post-harvest quality of dragon fruit (*Hylocereus* spp.) after X-ray irradiation quarantine treatment. *Hort. Sci.*, **43**: 2115-2119.
- Wybraniec, S. and Mizrahi, Y. 2002. Fruit flesh betacyanin pigments in *Hylocereus cacti*. *J. Agr. Food Chem.*, **50**: 6086-6089.

